

THIS DRAWING IS UNPUBLISHED. RELEASED FOR PUBLICATION  
 © COPYRIGHT BY TYCO ELECTRONICS CORPORATION. ALL INTERNATIONAL RIGHTS RESERVED.

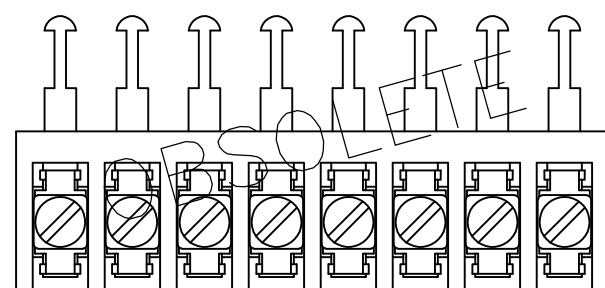
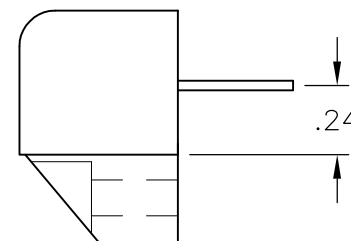
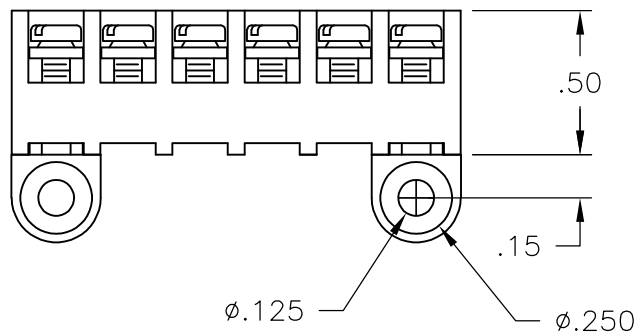
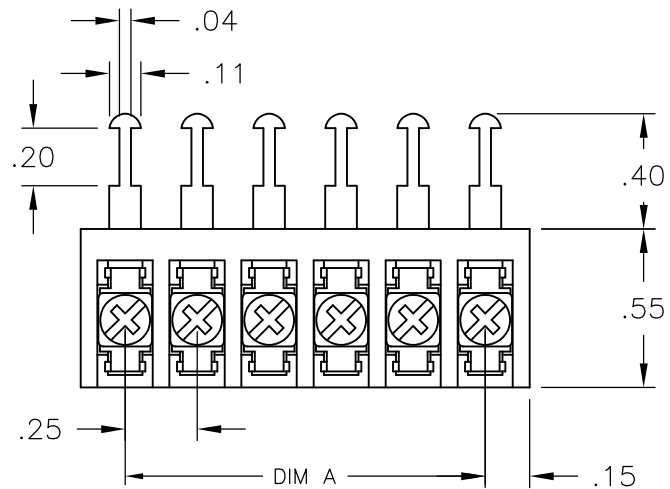
LOC	DIST	REVISIONS					
FT	0	P	LTR	DESCRIPTION	DATE	DWN	APVD
		D		REVISED PER ECO-08-018445	10OCT08	HMR	SM

**MATERIAL:**  
 HOUSING: THERMOPLASTIC, UL94V-0, BLACK.  
 TERMINAL: BRIGHT TIN PLATED, COPPER ALLOY.  
 SCREWS: NICKEL PLATED STEEL.

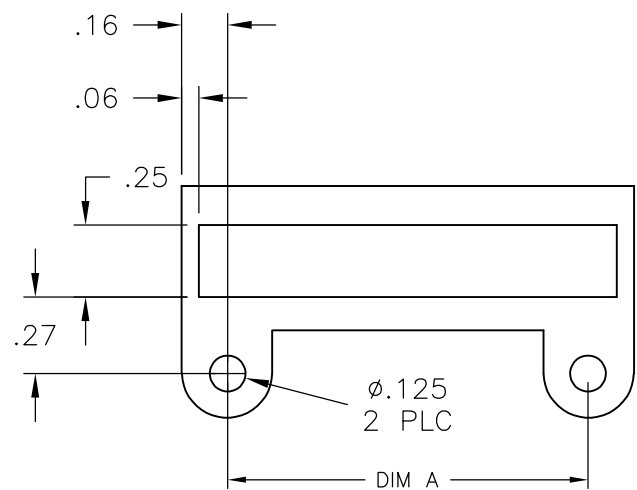
**ELECTRICAL:**  
 RATED CURRENT: 10A.  
 OPERATING VOLTAGE: 300V.  
 WIRE RANGE: 16-30 AWG.

**MECHANICAL:**  
 PITCH (TERMINAL SPACING): .250"  
 OPERATING TEMP.: 120°C MAX.

- 1 SLOTTED SCREWS.
- 2 OBSOLETE PART NUMBER.



3-1546528-1



RECOMMENDED PANEL LAYOUT

7.25	30	3STR-30-006	3-1546528-0
7.00	29	3STR-29-006	2-1546528-9
6.75	28	3STR-28-006	2-1546528-8
6.50	27	3STR-27-006	2-1546528-7
6.25	26	3STR-26-006	2-1546528-6
6.00	25	3STR-25-006	2-1546528-5
5.75	24	3STR-24-006	2-1546528-4
5.50	23	3STR-23-006	2-1546528-3
5.25	22	3STR-22-006	2-1546528-2
5.00	21	3STR-21-006	2-1546528-1
4.75	20	3STR-20-006	2-1546528-0
4.50	19	3STR-19-006	1-1546528-9
4.25	18	3STR-18-006	1-1546528-8
4.00	17	3STR-17-006	5-1546119-1
3.75	16	3STR-16-006	1-1546528-6
3.50	15	3STR-15-006	1-1546528-5
3.25	14	3STR-14-006	1-1546528-4
3.00	13	3STR-13-006	1-1546528-3
2.75	12	3STR-12-006	5-1546119-0
2.50	11	3STR-11-006	1-1546528-1
2.25	10	3STR-10-006	1-1546528-0
2.00	9	3STR-09-006	1546528-9
1.75	8	3STR-08-305	3-1546528-1
1.75	8	3STR-08-006	4-1546119-9
1.50	7	3STR-07-006	1546528-7
1.25	6	3STR-06-006	1546528-6
1.00	5	3STR-05-006	4-1546119-7
.75	4	3STR-04-006	4-1546119-6
.50	3	3STR-03-006	4-1546119-5
.25	2	3STR-02-006	1546528-2

2 1  
2

THIS DRAWING IS A CONTROLLED DOCUMENT.

DIMENSIONS: INCHES	TOLERANCES UNLESS OTHERWISE SPECIFIED:
0 PLC	± -
1 PLC	± -
2 PLC	± .02
3 PLC	± .010
4 PLC	± -
ANGLES	± -
MATERIAL	FINISH
-	-

DWN	S SCHLEGEL	4/22/03
CHK	S YODER	4/22/03
APVD	S YODER	4/22/03
PRODUCT SPEC	-	-
APPLICATION SPEC	-	-
WEIGHT	-	-

**Tyco Electronics** Tyco Electronics Corporation  
 Harrisburg, PA 17105-3608

NAME: 3STR-XX-006 ASSEMBLY

SIZE	CAGE CODE	DRAWING NO	RESTRICTED TO
A3	00779	C-4-1546119-5	-

CUSTOMER DRAWING SCALE NTS SHEET 1 OF 1 REV D